

**Special Tips . . .**

There are times when the angler can work a Spin-Bee® directly on the bottom to represent a crawfish walking on bottom. This is especially effective on rough fish such as carp and suckers as well as bass species such as smallmouth and rock bass. Make sure you have tipped the Spin-Bee® with a tiny piece of worm for scenting. I prefer the use of garden worms over nightcrawlers mainly because the size of the garden worm doesn't interfere with the Bee's tail spinner. Use only 3/8 of an inch of worm.

**THE TWO MOST EFFECTIVE WAYS** to work this new lure is to anchor just above or directly over the targeted fish, and trolling. Keep in mind that river fish are far less likely to flush as your boat goes over them than lake dwellers. River fish are used to disturbances created by floating logs, leaf passages, rolling rocks and torn-loose vegetation. If they do move off from their staging area it usually takes only a couple minutes to return. In many cases the disturbed fish will come back and use your watercraft as cover. Once back, even if the water is as shallow as 4 feet, you're able to make an approach on this fish with a SpinBee®. The flash of the spinner draws them in and the tip of worm brings the strike.

Trolling is my second favorite presentation in a ZONE. In this case, upstream trolling is advised in a very slow manner. Normally I'll select an 1/8 oz. Spin-Bee® but when trolling, increase your size to 1/4 oz. in rivers 5 to 10 feet. Deeper than that go up to a 3/8 oz. Color selection will vary with water color. The clearer the water is, the brighter the color should be. My favorite colors are yellow/black combo (bumble bee) and yellow/brown (sucker) and any color that represents a crayfish. Blue and green can be very effective once crawdads shed their shells. This occurs when the water temp nears the 68-degree mark.

Don't worry about the spinner preventing a fish strike. Four years of field testing the Spin-Bee® in the Zones saw all species hooking up upon striking.

“Bobber” Anne, an excellent underwater video photographer, and I on a sunny July day in 2011 had been searching out walleye on the upper Mississippi when a decision was made to cross the river leaving the under-water video gear down. One third of the way across Anne made the announcement she had walleye on the camera monitor. Water depth was only two feet deeper than where we'd been previously trolling our hot new lure, the Spin-Bee®.

“Look Dan, the walleye don't seem to be fighting the current.” They're holding tight to the bottom with little or no fin movement.” “I see them, Anne. Look at the tail spinner on the Spin-Bee®. It's not spinning, just hanging down motionless.” I noted this as we held the jonboat in a motionless stage.

That was July 2011 and we've been researching ever since. Scientists call these structures the Benthic zone. It occurs in rivers, lakes, oceans and even some reservoirs. Turn to the inside of this sheet for more information.



“Bobber” Anne's 12 lb. 4 oz. walleye caught in Zone

**How Zones Were Discovered . . .**

Biologists have always known that bottom river zones existed. However, no one in the fishing industry has linked these bottom structures with game fish and how to take advantage of them.

“Bobber” Anne, an excellent underwater video photographer, and I on a sunny July day in 2011 had been searching out walleye on the upper Mississippi when a decision was made to cross the river leaving the under-water video gear down. One third of the way across Anne made the announcement she had walleye on the camera monitor. Water depth was only two feet deeper than where we'd been previously trolling our hot new lure, the Spin-Bee®.

Anglers:  
Place your order for Gapen's HOTTEST Lure ever!  
Researched for four years, the SPIN-BEE® proves to capture all species. ORDER ACCORDING TO SPECIES.



Plastic tackle box included FREE! . . . ORDER 3 KITS OR MORE AND RECEIVE FREE SHIPPING!!

Order #	Species	Cost	Qty.
18800	Bluegill Kit	\$19.95 each	_____
18801	Crappie Kit	\$19.95 each	_____
18802	Trout Kit	\$19.95 each	_____
18803	Smallmouth Bass Kit	\$19.95 each	_____
18804	Largemouth Bass Kit	\$19.95 each	_____
18805	Walleye Kit	\$19.95 each	_____
18806	Predator Kit (Pike, Muskie, Striper)	\$19.95 each	_____
18807	All Gamefish Species Kit	\$19.95 each	_____
18808	Rough Fish Kit (Carp, Sucker)	\$19.95 each	_____

NOTE: Each kit contains 6 SPIN-BEES® selected personally by Dan Gapen Sr. with colors and sizes best for species.

ADD SHIPPING COST: \$6.95 per order  
Payment by: Check for \$ \_\_\_\_\_ (enclosed).  
Credit Card # \_\_\_\_\_ Exp. Date \_\_\_\_\_ SC # \_\_\_\_\_  
Name: \_\_\_\_\_  
Address: \_\_\_\_\_  
City: \_\_\_\_\_ State \_\_\_\_\_ Zip \_\_\_\_\_

Mail order to: Gapen Co. Inc., 17910 87th Street, Becker, MN 55308  
Call Toll Free 1-877-623-2099; www.gapen.com; gapen@gapen.com

# Why Fish / How To Fish SPIN-BEES® in RIVER ZONES



by the Ol' River Rat  
**DAN GAPEN, SR.**

*Good Luck*  
*Dan Gapen Sr.*

That day in 2011 we anchored above the newly-discovered zone and caught 12 walleye and 3 large smallmouth bass.

During four years we've continued to research river zones discovering in 2015 that at times two zones take place on river bottoms. One we call a Hydro Zone, or RHZ, which holds directly above the quiet-water Benthic Zone, or RBZ. This top zone has a fast-acting, erratic current which rapidly jumps side to side (see diagram B) as well as an up-and-down movement. Where the RBZ is 2 to 10 inches in depth, the RHZ will be above it from 3 to 11 inches in depth. We noted that gamefish such as walleye, catfish and large bass prefer not to rise up through the RHZ. They have all the food, such as crawfish, minnow schools, fly larva and hellgrammites available to them in the River Benthic Zone. Fish rising to strike a lure in the RHZ, miss their target 50% of the time due to turbulence.

To better understand these NEW structures look to the diagrams shown on this page.

### RIVER BENTHIC ZONES


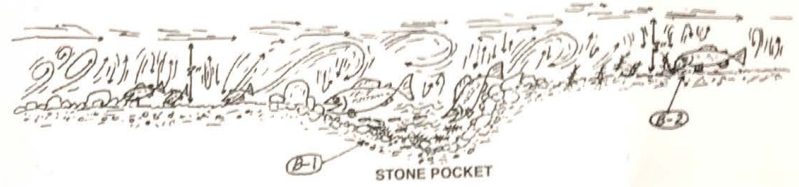


DIAGRAM A



STONE POCKET

**THE BENTHIC ZONE** – Possibly the most significant discovery made to improve an angler's ability to produce fish, all species, in RIVERS and RESERVOIRS. Discovered by Dan Gapen Sr. and his underwater video photographer "Bobber" Anne in 2011, is it now exposed to the fishing public.

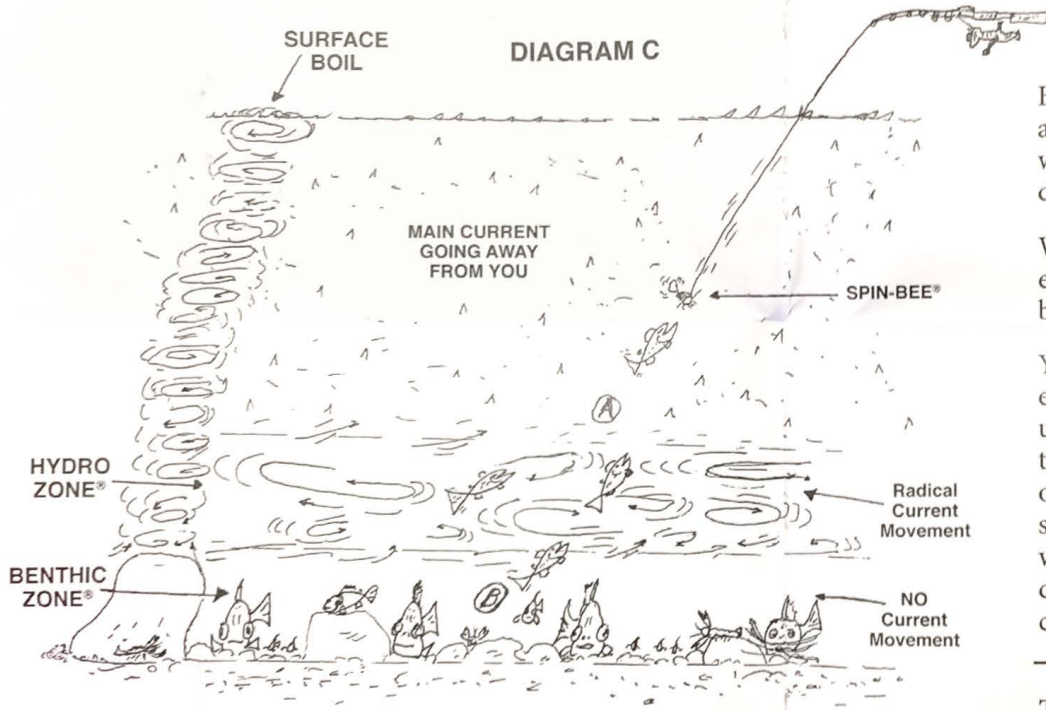


DIAGRAM C

However, small bass, white bass, panfish and trout will rise up through these zone walls as they pursue hatching fly larva and displaced minnow schools (see diagram C).

Water temperature in rivers will have an effect on zones. The warmer river water becomes, the larger these zones become.

You'll find roughfish such as carp and suckers are a constant traveler in zones. If you use the 1/32 and 1/16 oz. Spin-Bee® and tip them with a minnow head or a tiny piece of worm, great success can be had on these species. It's the flash of the tail spinner which attracts fish to the Spin-Bee® as it drops into RBZ and the scent of a tip that creates the strike.

### Understanding River Zones

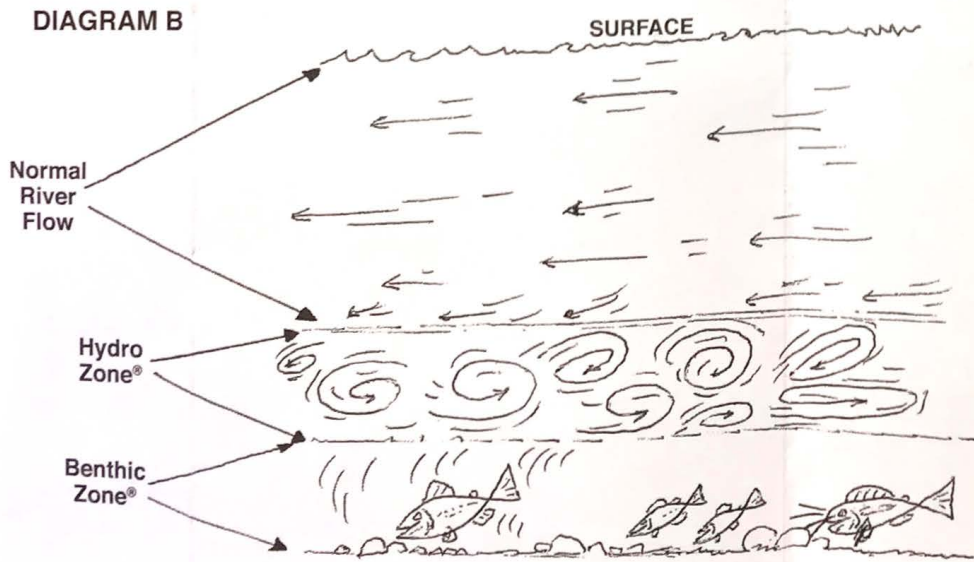


DIAGRAM B

To learn more, pick up copies of MidWest Outdoors Magazine in Jan., Feb., and March in 2016.

**LESSON LEARNED:** You must work the Spin-Bee® on bottom for best results.

**JIG IT, CAST AND RETRIEVE, or TROLL the SPIN-BEE® in summer.**

**IN winter, JIG the SPIN-BEE® through the ice.**

1 to 12 inches deep turbulent water

Quiet water with little or no movement 2 to 10 inches deep

